



Westchester Power

6/11/2024 New Rochelle City Council



A SHARED CHALLENGE

CLIMATE CHANGE - A LOCAL PRIORITY



New Rochelle schools seeing success in reducing energy consumption

The New Rochelle City School District is being recognized for reducing its energy use at five of its school buildings last summer.

Jonathan Gordon • Jan 22, 2024, 6:29 PM • Updated 140 days ago

Share: [f](#) [X](#) [e](#)

City News

Posted on: October 4, 2023

New Rochelle Achieves NYS Climate Smart Community Bronze Certification

Home > News > Community > City of Yonkers to Partner with Mount Vernon & New Rochelle to Reduce...

NEWS COMMUNITY

CITY OF YONKERS TO PARTNER WITH MOUNT VERNON & NEW ROCHELLE TO REDUCE EMISSIONS

April 15, 2024



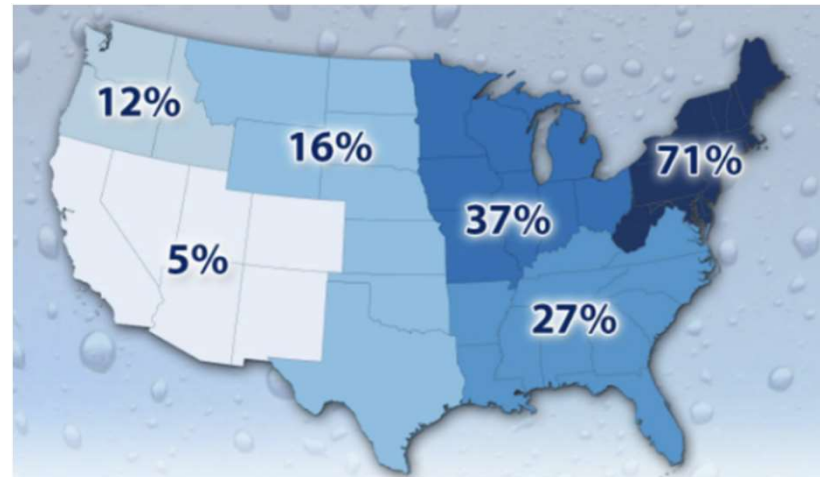
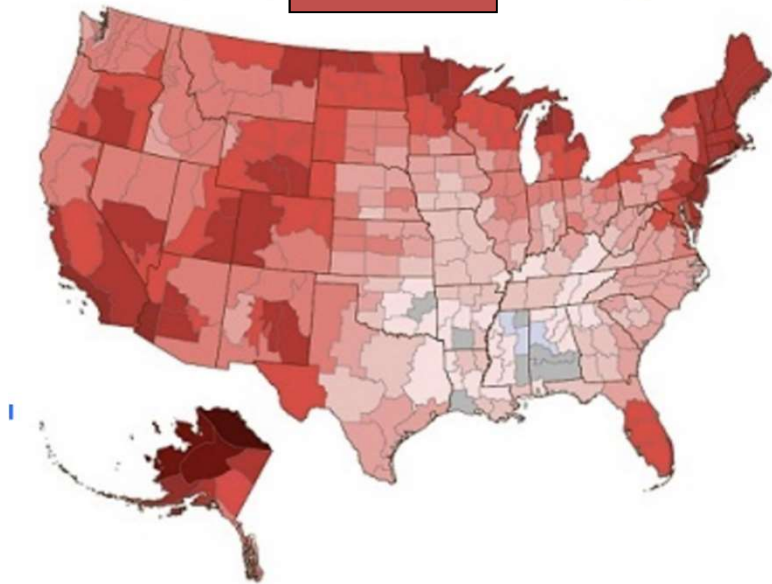

The New Rochelle Sustainability Plan 2010 - 2030



Vision and Action for a Healthier Community



CLIMATE CHANGE IS HERE, NOW



OUR COMMUNITIES ARE IMPACTED



White Plains
9/23/2023



Yorktown
9/23/2023



State of Emergency declared for New Rochelle due to floods

Chief Andrew Sandor of the New Rochelle Fire Department joined FOX Weather to talk about the water rescues conducted by his team, along with the current flooding situation in the New York city, Sept. 29, 2023.

EXTREME WEATHER

New Rochelle
9/29/2023



.. AND OF COURSE GLOBALLY

Papua New Guinea PM blames extraordinary rainfall for deadly landslide

James Marape says the estimated death toll is more than 2,000 people, as rescue efforts in Enga province continue



Deputy prime minister John Rosso said: “The climate change effects that are here now is not just in Enga, for the last two months we have seen unprecedented disasters throughout the country.”



New York could grapple with wildfire smoke again this summer

BY BRIANNE ROESSER | CITY OF BUFFALO
PUBLISHED 5:00 PM ET APR. 23, 2024

Last June, New York was blanketed with wildfire smoke from Canada. It not only cast a haze across the skies, but also prompted air quality warnings from health officials.

What You Need To Know

- Canadian wildfire smoke could impact New Yorkers again this summer
- Canada's Minister of Energy and Natural Resources, Jonathan Wilkinson, said early projections show potential for early and above-normal fire

CLIMATE CHANGE INTENSIFIES INEQUALITIES

- Urban Heat Islands
- Poor Air Quality
- Inadequate Housing
- Vulnerability to Flooding
- Financial Burdens



AMBITIOUS GOALS FOR NYS

Climate Leadership and Community Protection Act - CLCPA

70% renewable energy by 2030

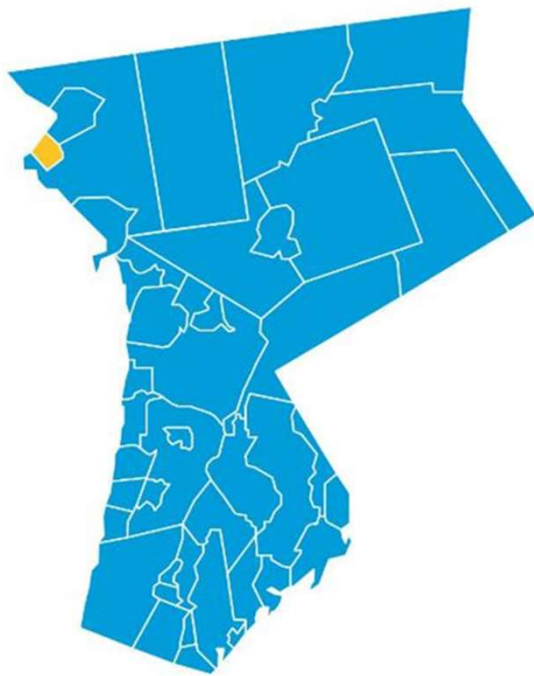
Zero emissions by 2040



**SHARED SERVICES & SOLUTIONS:
DOING MORE TOGETHER**

SUSTAINABLE WESTCHESTER

CREATED BY AND FOR WESTCHESTER'S MUNICIPALITIES



- | | | | |
|------------------|--------------------|------------------|---------------|
| Ardley | Hastings-on-Hudson | North Castle | Rye Brook |
| Bedford | Irvington | North Salem | Rye City |
| Briarcliff Manor | Larchmont | Ossining Village | Rye Town |
| Bronxville | Lewisboro | Ossining Town | Scarsdale |
| Cortlandt | Mamaroneck Village | Peekskill | Sleepy Hollow |
| Croton-on-Hudson | Mamaroneck Town | Pelham Manor | Somers |
| Dobbs Ferry | Mount Kisco | Pelham Village | Tarrytown |
| Eastchester | Mount Pleasant | Town of Pelham | Tuckahoe |
| Elmsford | Mount Vernon | Pleasantville | White Plains |
| Greenburgh | New Castle | Port Chester | Yonkers |
| Harrison | New Rochelle | Pound Ridge | Yorktown |

and Westchester County itself



CLEAN RENEWABLE ENERGY

COMMUNITY CHOICE AGGREGATION



SOLAR ORIENTATION



COMMUNITY SOLAR



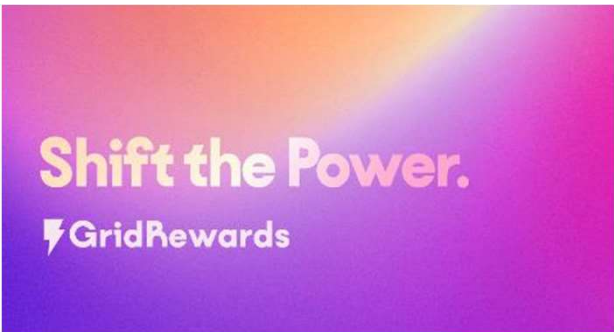
EFFICIENCY & DECARBONIZATION



CLEAN HEATING & COOLING



THERMAL ENERGY NETWORKS



DEMAND RESPONSE



ZERO WASTE



OPPORTUNITY, COMMUNITY & EQUITY

GREEN WORKFORCE

JOIN US FOR THE FIRST
**WESTCHESTER COUNTY
 CLEAN ENERGY CAREERS
 JOB AND RESOURCE FAIR**

APRIL 3
 2 PM - 7 PM

ELISABETH HAUB SCHOOL OF LAW
PACE UNIVERSITY
 78 N Broadway, White Plains, NY 10603

REGISTER
rb.gy/r9kuvj

EVENT PARTNERS
PACE UNIVERSITY
 J. J. Di Leo
 NEW YORK'S
 CLEANPOWER
 Westchester County

QUESTIONS?
yasmin@sustainablewestchester.org

MUNICIPAL ENGAGEMENT

**EARTH MONTH 2024
 EVENTS AROUND WESTCHESTER**

SATURDAY, APRIL 15 <ul style="list-style-type: none"> Village of Mamaroneck Community Clean Up 9:30 - 12 Village of Mamaroneck's Compost Soil Give Back 9 - 12 	FRIDAY, APRIL 26 <ul style="list-style-type: none"> Headings and Huzten Arbor Day 9-5
SUNDAY, APRIL 16 <ul style="list-style-type: none"> Walden Earth Day Farmers' Market 9:30 - 1 Riverfront Energy Expo 11-4 	SATURDAY, APRIL 27 <ul style="list-style-type: none"> Larchmont Earth Day Celebration 11-4 Croton and Hudson Earth Day Celebration 10:30-12:30 Annex Great Saw Mill River Clean-Up 10-1 Headings Village Wide Clean Up 9:00-11:30
SATURDAY, APRIL 20 <ul style="list-style-type: none"> Town of Mamaroneck Annual Earth Day Clean-Up 10-12 Lee Brook Spring Seed Swap and Greenery 10-2 Croton Quince 14th Annual Earth Day Festival 10-5 Plummerville Paper Cafe 10:30-2:30 Earth Day Festival at Rockefeller Preserve 11-4 	MAY DATES <ul style="list-style-type: none"> Saturday, May 4th, Cobble Ferry at Putnam State Park 9-12 Saturday, May 11th, White Plains Greenway Community Earth Day Event 10-1 Saturday, May 18th, Greenburgh Paper Cafe 11-3
SUNDAY, APRIL 21 <ul style="list-style-type: none"> Bedford 20th Earth Day Festival 12-2 Chatham Manor Earth Day 10-12 	MULTIPLE DATES: PITCH IN FOR PARKS <ul style="list-style-type: none"> How to Help: Help with Park Clean-Up Projects, Remove Invasive Species, Plant Native Plants, and Report Park Issues to the DEC via 609mydec.org

SERVICE PROVIDER HELP

SUSTAINABLE WESTCHESTER

**ATTENTION
 NEW YORK
 NONPROFITS!**

ENVIRONMENTAL JUSTICE

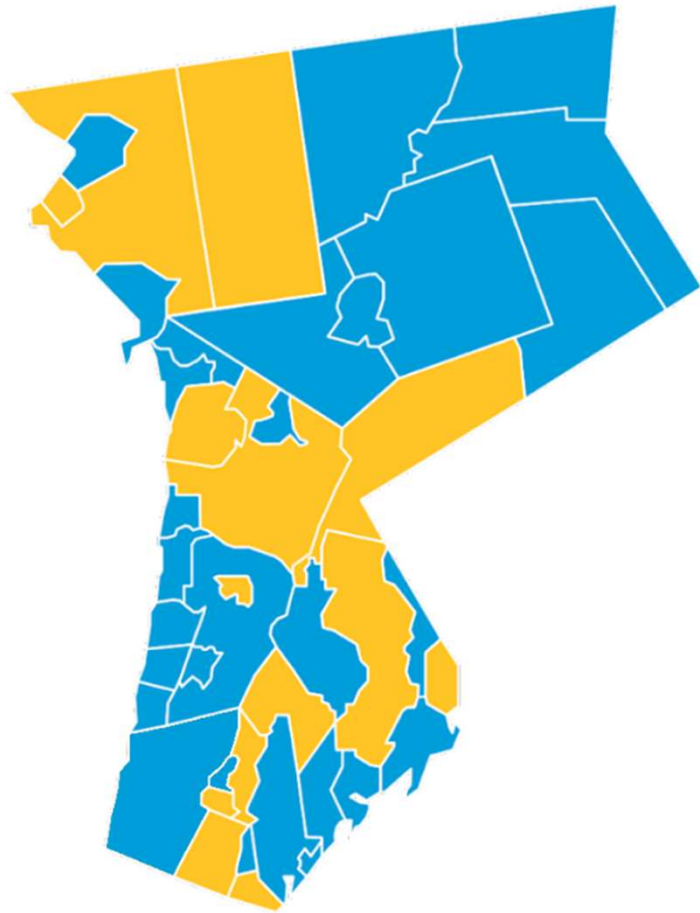
LMI Utility Savings

Empower

Climate Justice Fellows

Public Housing Support

**WESTCHESTER POWER
IS A CORNERSTONE OF
REGIONAL CLIMATE ACTION**



WESTCHESTER POWER CCA

FIRST AND LARGEST CCA IN NEW YORK STATE

- | | | | |
|--------------------|--------------------|------------------|---------------|
| Ardsley | Larchmont | North Salem | Rye Brook |
| Bedford | Lewisboro | Ossining Village | Rye City |
| Croton-on-Hudson | Mamaroneck Village | Ossining Town | Sleepy Hollow |
| Dobbs Ferry | Mamaroneck Town | Peekskill | Somers |
| Greenburgh | Mount Kisco | Pelham Village | Tarrytown |
| Hastings-on-Hudson | New Castle | Pleasantville | Tuckahoe |
| Irvington | New Rochelle | Pound Ridge | White Plains |
| | | | Yonkers |

29
Municipalities

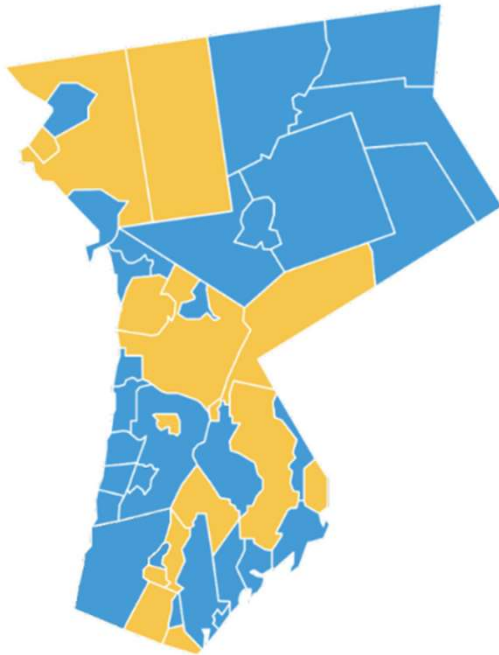
145,000
Residents and
Small Businesses



HOW DOES IT WORK

1

MUNICIPALITIES JOIN TOGETHER



2

OPEN BIDDING PROCESS



3

CLEAN, RENEWABLE
ENERGY



4

PUBLIC NOTIFICATION



5

CONSUMER CHOICE

WESTCHESTER POWER PROGRAM



PROVIDE CLEAN ENERGY

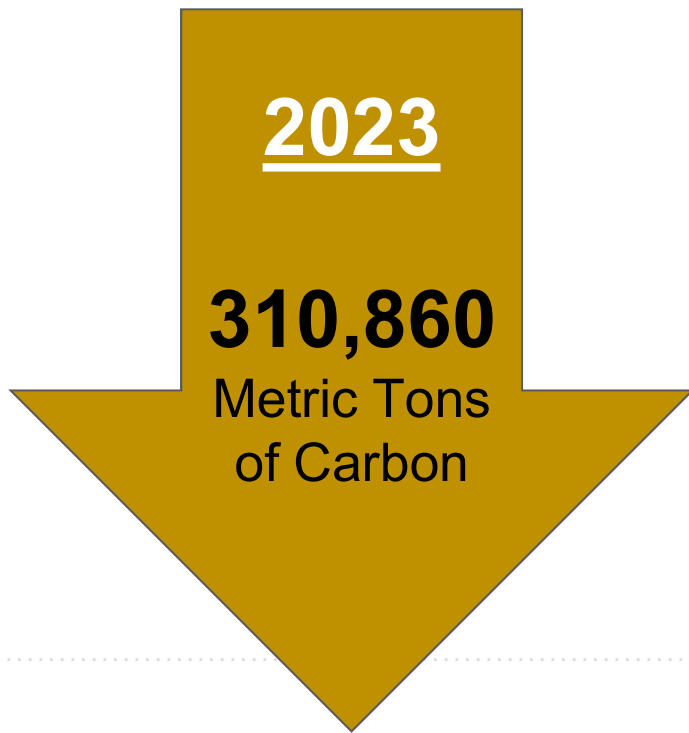


EXPAND CONSUMER CHOICE




CAP ELECTRICITY COSTS

 **PROVIDE CLEAN ENERGY**



Let's put that in
perspective . . .

➔ PROVIDE CLEAN ENERGY



Cars off the road

Based on EPA Calculator

73,985

 **PROVIDE CLEAN ENERGY**



Trees Planted

10-Year Growth Based on EPA Calculator

5,140,078

➔ PROVIDE CLEAN ENERGY




Social cost of carbon

NYSDEC calculation for 2025, 2% discount rate

\$40,411,800

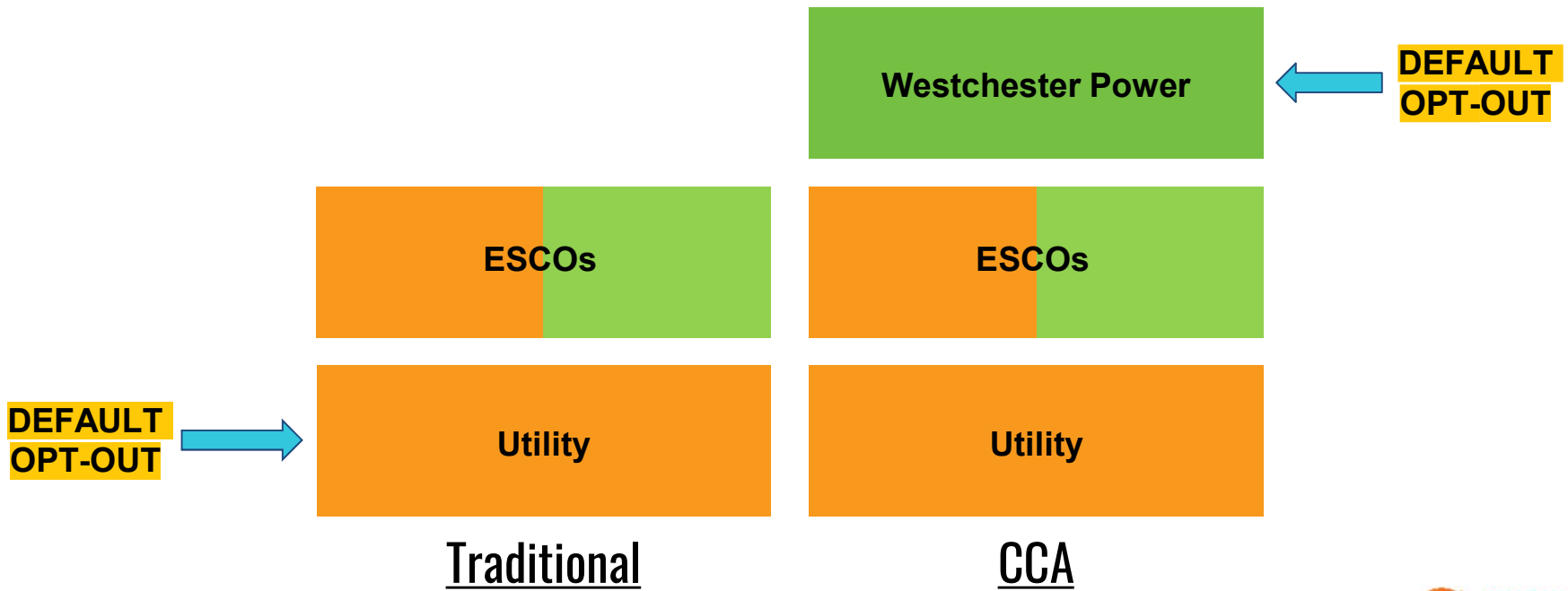
➔ PROVIDE CLEAN ENERGY

Westchester
Power
310,860



More impactful than all other municipal actions combined.

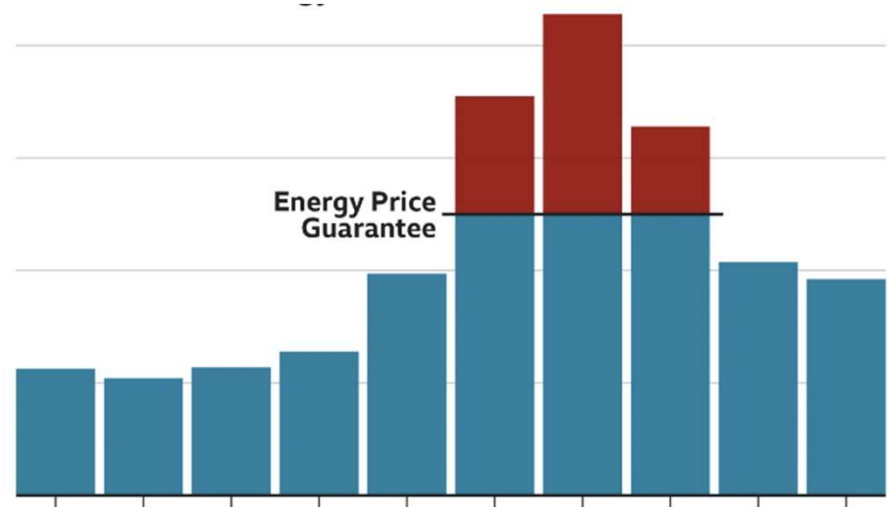
EXPAND CONSUMER CHOICE



➔ CAP ELECTRICITY COSTS

UTILITY RATES HAVE VARIED from 4 cents to 22 cents since program launch.


WP PREDICTABLE FIXED-RATE never exceeds the contract level.



STATE GRANTS

Select Your Community: City of New Rochelle

City of New Rochelle



A NYSERDA Clean Energy Community

77,062
POPULATION (2010 CENSUS)

Mid-Hudson
REGION

Accomplishments

Advanced (v3.0) (★★★)

(Earn 700 points for 4-Star status)

15

ACTIONS COMPLETED



6,300

POINTS EARNED

High Impact Actions

	Count	Points
Clean Fleets	2	300
Community Campaigns	3	900
Community Choice Aggregation	2	1,500
Energy Code Enforcement Training	2	200
LED Street Lights	2	900
Legislation and Regulation	1	800
NYStretch Energy Code	1	1,200
PACE Financing	2	500
Grand Total	15	6,300

STATE GRANTS

Designation Grants Before 10/1/24:

To earn funding at these levels, the municipality must submit for the action(s) that qualifies them for the designation grant by 9/30/24 at 11:59 PM EST. If the action(s) is rejected, municipalities will not be eligible for grant awards at this level.

Designation Level	Number of Points	Funding for Small Municipalities (Up to 39,999 population)	Funding for Large Municipalities (40,000 or greater population)
CEC Designation - must complete 4 high-impact actions	N/A	\$5,000	\$5,000
1-Star Designation	1,000	\$10,000	\$10,000
2-Star Designation	3,000	\$50,000	\$125,000
3-Star Designation	5,000	\$100,000	\$200,000
4-Star Designation	7,000	\$175,000	\$275,000
5-Star Designation	9,000	\$250,000	\$350,000

Accomplishments

Advanced (v3.0) (★★★)

(Earn 700 points for 4-Star status)

15

ACTIONS COMPLETED



6,300

POINTS EARNED

High Impact Actions

	Count	Points
Clean Fleets	2	300
Community Campaigns	3	900
Community Choice Aggregation	2	1,500
Energy Code Enforcement Training	2	200
LED Street Lights	2	900
Legislation and Regulation	1	800
NYStretch Energy Code	1	1,200
PACE Financing	2	500
Grand Total	15	6,300

CUSTOMER SUPPORT & EDUCATION

CUSTOMER HELP by phone or email

COMMUNITY ENGAGEMENT

LINKS TO OTHER PROGRAMS with guaranteed savings

EASILY ACCESSIBLE INFO through our website

ASSISTANCE FOR MUNI STAFF is always available



BILINGUAL SUPPORT & OUTREACH

TALLER DE AHORROS ELECTRICOS

Conozca las oportunidades **GRATUITAS** de ahorro en facturas y cómo se conectan con su salud, medio ambiente y futuro:

- GridRewards
- HEAP
- EmPower+
- Community Solar



Para obtener ayuda con el registro, traiga su factura de ConEd y (si corresponde) también una carta de concesión de SNAP o Medicaid.

Este taller se presentará en Español. Picadas y refrescos disponibles.

MIÉRCOLES 26 DE JUNIO @ 7PM - 8PM
BIBLIOTECA DE OSSINING
53 CROTON AVE., OSSINING

<http://SustainableWestchester.org/Programs>, 914-242-4725 ext 112



IMPROVING COMMUNICATION

CUSTOMIZED PLAN based on community collaboration.

POSSIBLE APPROACHES

- Enhanced messaging for opt-out period
- Monthly email updates
- Video guide to online information
- Robocalls/texts as needed
- In-person community workshops
- Community leader engagement
- Additional mailings and/or inserts



EMPOWERMENT

CONSUMERS CAN ALWAYS OPT-OUT, AND IT'S EASY

OPTING OUT IS SIMPLE, customers can:

1. **Mail** (Before Enrollment)
2. **Online** at sustainablewestchester.org/wp/con-ed-area-choosesupply
3. **Email** westchesterpower@sustainablewestchester.org
4. **Phone** at (914) 242-4725 ext.111



NEVER ANY FEES OR PENALTIES

COME AND GO AS OFTEN AS YOU LIKE

ONCE & DONE: You remain out of the program unless you choose to opt back in.

WHY IS OPT-OUT NECESSARY?

VIABILITY

The only practical model

IMPACT

Clean energy uptake at scale



THERE IS ALWAYS A DEFAULT
Not whether, but what



WE ARE ALL EMPOWERED



Residents & Businesses

Make the best choices for ourselves from a broader menu of options.

Price
Predictability
Environmental Action



Municipalities

Advance community-wide values and priorities through intentional decision-making.

Enhanced Competition & Options
Clean, Renewable Power
Consumer Protection



OLD CONTRACT CHALLENGES

OLD CONTRACT: CON ED TERRITORY

➔ Supplier: Constellation New Energy

➔ Rates for Residential & Small Commercial:

- Renewable – 15.449¢/kWh
- Standard – 13.685¢/kWh

➔ Term: November 1st 2022 through October 31st 2024 (24 months)

*Con Ed 12-month trailing average for the period 04/2023-03/2024: 9.378¢/kWh

WHY? UNIQUE CHALLENGES IN 2022

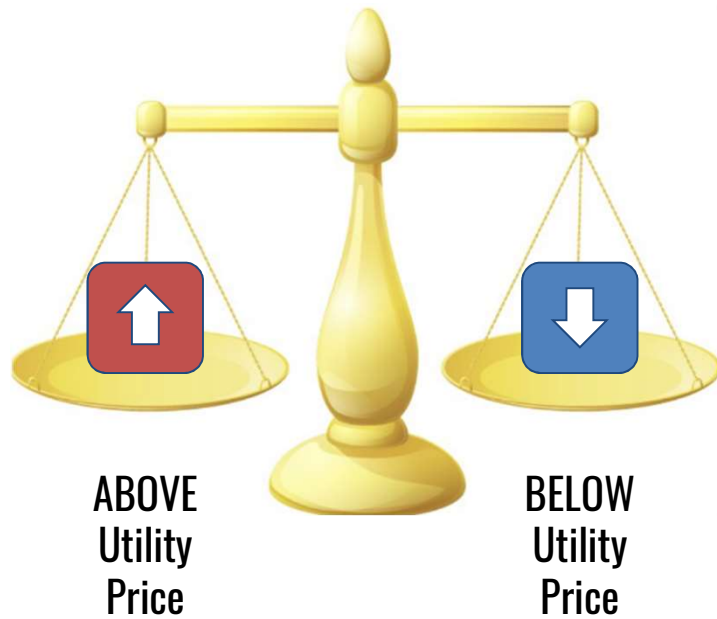
WAR IN UKRAINE roils energy markets

ENERGY PRICES FORECAST TO RISE

ACTUAL PRICES DECLINE post-contract, leaving fixed-rate higher than utility



BUT LONG-TERM PRICING IS COMPETITIVE . . .



Year	Con Ed Avg	WP Renewable	WP Standard
2016	8.01	7.68	7.38
2017	8.41	7.68	7.38
2018	8.55	7.68	7.38
2019	6.46	7.96	7.71
2020	5.64	7.96	7.71
2021	7.23	7.41	6.75
2022	10.38	9.34	8.40
2023	9.36	15.13	13.36
2024	10.03	15.44	13.68
Since 2016	7.98	9.03	8.41

... AND WP RENEWABLE ENERGY IS A GOOD DEAL

Monthly ranges of comparable ESCO offerings
(12-24 month contracts, 100% renewable)

Year	Month	ESCO Rates Range (Cents)
2022	December	18.29 - 18.59
	January	17.19
2023	February	15.49 - 15.99
	March	14.89 - 15.49
	April	15.39-15.49
	May	14.73 - 20.00
	June	14.11 - 20.00
	July	15.99 - 20.99
	August	16.39 - 20.99
	September	15.39 - 20.99
	October	14.29 - 20.99
	November	15.39 - 20.99
	December	13.49 - 21.00
	2024	January
February		13.79 - 19.41
March		14.29 - 31.20

WP program rate for 100% renewable energy: **15.449¢/kWh**

WP RENEWABLE ENERGY has typically come in below market costs, even in the most recent contract, comparing favorably with similar renewable offerings from ESCOs.



SUPPLY USUALLY COSTS LESS THAN DELIVERY

Your Supply Charges

Customer charge	\$0.00
Supply 868.00 kWh @15.606¢ per kWh	\$135.46
Sales tax @ 4%	\$5.42
Total electricity supply charges	\$140.88

Your electricity supplier: CCA-CONSTELLATION NEW ENERGY INC (MM)
Supplier account number: 13811761
Address: 531 5TH AVE
NEW YORK NY 10017
Phone: (888) 825-0700

Messages from your electricity supplier:

NEW! Login to My Account at coned.com for a new ESCO bill comparison tool!
Your community participates in the Westchester Power aggregated electricity purchasing program administered by Sustainable Westchester and benefits from competitive fixed rates and renewable energy options from Constellation. Thanks for helping to build a clean energy future for Westchester! Visit sustainablewestchester.org/wp/conedterritory or call our Mount Kisco office at (914) 242-4725 for more information about this and other Sustainable Westchester programs.

Your Delivery Charges

Basic service charge	\$18.37
Delivery 868.00 kWh @17.694¢/kWh	\$153.58
System Benefit Charge @0.677¢/kWh	\$5.88
GRT & other tax surcharges	\$5.50
Sales tax @4%	\$7.33
Total electricity delivery charges	\$190.66
Your electricity total	\$331.54



WHY DID MY MONTHLY BILL SUDDENLY INCREASE?!?!

conEdison

Current amount due **\$153.20** Pay By **06/21/24**

Service start date: Next billing period: **Thursday, June 27, 2024**

Your bill breakdown

Category	Amount
Last billing period	
Your billing summary as of May 30, 2024	
Your previous charges and payments	
Total charges from your last bill	\$242.37
Payments through May 29, thank you	-\$242.37
Balance from previous bill	None
Your new charges	
Billing period: Apr 29, 2024 to May 29, 2024	
Electricity charges - for 30 days	\$113.38
Gas charges - for 30 days	\$39.83
Total from this billing period	\$153.21
Total amount due	\$153.21

Payment is due upon receipt of this bill. To avoid a late payment charge of 1.5%, please pay the total amount due by **Jun 21, 2024**.

Your average daily electric usage

Month	Avg Daily Electric Usage (kWh)	Temp*
May	12	50
Jun	15	60
Jul	18	75
Aug	15	80
Sep	12	75
Oct	10	65
Nov	12	55
Dec	15	45
Jan	18	40
Feb	15	45
Mar	12	55
Apr	10	65
May	38	75

Your average daily gas usage

Month	Avg Daily Gas Usage (therms)	Temp*
May	0.5	50
Jun	0.5	60
Jul	0.5	75
Aug	0.5	80
Sep	0.5	75
Oct	0.5	65
Nov	0.5	55
Dec	0.5	45
Jan	0.5	40
Feb	0.5	45
Mar	0.5	55
Apr	0.5	65
May	2.5	75

WHY DID MY MONTHLY BILL SUDDENLY INCREASE?!?!

Possible Reasons

Delivery Charges

Use Patterns

Billing Delays or Errors

WHY DID MY MONTHLY BILL SUDDENLY INCREASE?!?!

Possible Reasons

Delivery Charges

Use Patterns

Billing Delays or Errors

Definitely **NOT** the

WESTCHESTER POWER PROGRAM

A Fixed-Rate is a Fixed-Rate



LOW & MODERATE INCOME PROTECTION/ASSISTANCE

Not Enrolled in CCA

HEAP
Home Energy Assistance Program

UAP
Utility Assistance Program

Guaranteed Savings



Community Solar

GridRewards

EmPower+

Regional Clean Energy Hubs

NEW RO HOUSEHOLD FINANCIAL ESTIMATES

Average Household	WP	Con Ed	Con Ed + Carbon
Monthly Supply	\$49	\$45	\$72
Delta	-	-\$4	+\$23

NOTES

Average NR Electric Usage: 562 kwh/month

Carbon Costs per NYSDEC 2025 2% Discount Rate
\$130/metric ton, 562 kwh = .208 mt

Average through life of program, commencing 2016

ADMIN FEE

0.175 cents/kwh
Average of \$0.98/month
0.5% of typical electric bill

BASIS

Inflation - Nine Year Flat
Admin/Compliance Workload
Enhanced Education/Outreach
Comparatively Lean Operations

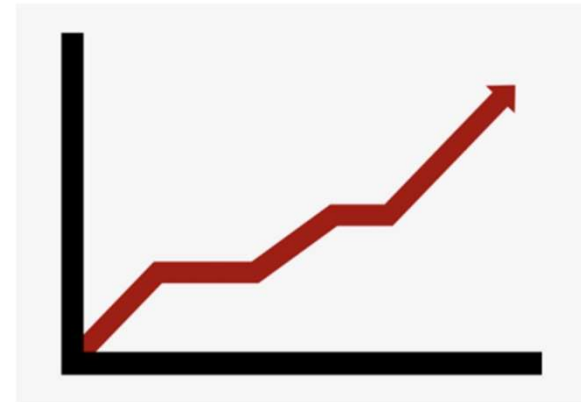
**NEW CONTRACT OPPORTUNITIES:
2024 IS DIFFERENT**

MARKET CONTEXT: ADVANTAGES FOR FIXED RATES

CAPACITY CONCERNS: NYISO projects a shortage in 2025 with the confluence of peaker plants coming offline, acceleration of electrification and new emissions rules coming into effect.

PRESSURE ON NATURAL GAS PRICES: Natural gas is the electricity market price setter. Exports to higher priced market are again becoming a factor as port facility capacity increases.

HOT SUMMER PREDICTED: 2-4 degrees higher than average. New York City will likely see twice as many 90-degree days as in 2023, when there were 12.



RENEWABLE ENERGY MARKET

Tier 2
LIMITED SUPPLY



Primarily hydropower

- For generation constructed prior to Jan 1, 2015
- Maintaining and optimizing legacy facility output, and keeping it in-State

Tier 1
NOW AVAILABLE



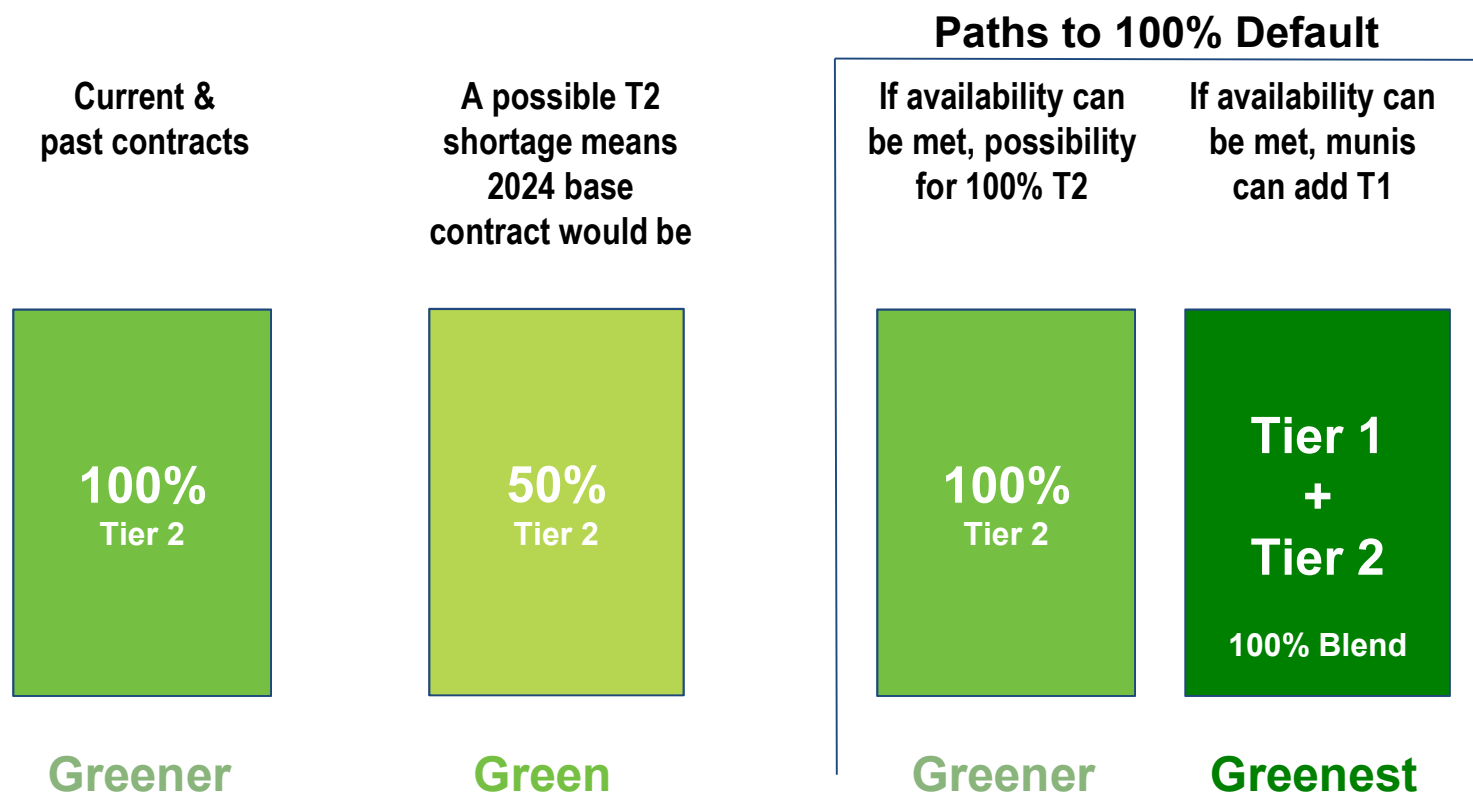
Primarily wind and solar

- Started operation after Jan 1, 2015
- Considered higher “additionality” - deeper green.

RECs 101

- New York renewable market system based on “renewable energy certificates” - RECs
- 1 REC = 1 megawatt-hour of power put out on the grid
- NYS has designed distinct “tiers” of RECs for different policy purposes, but all to grow renewables and meet clean energy goals

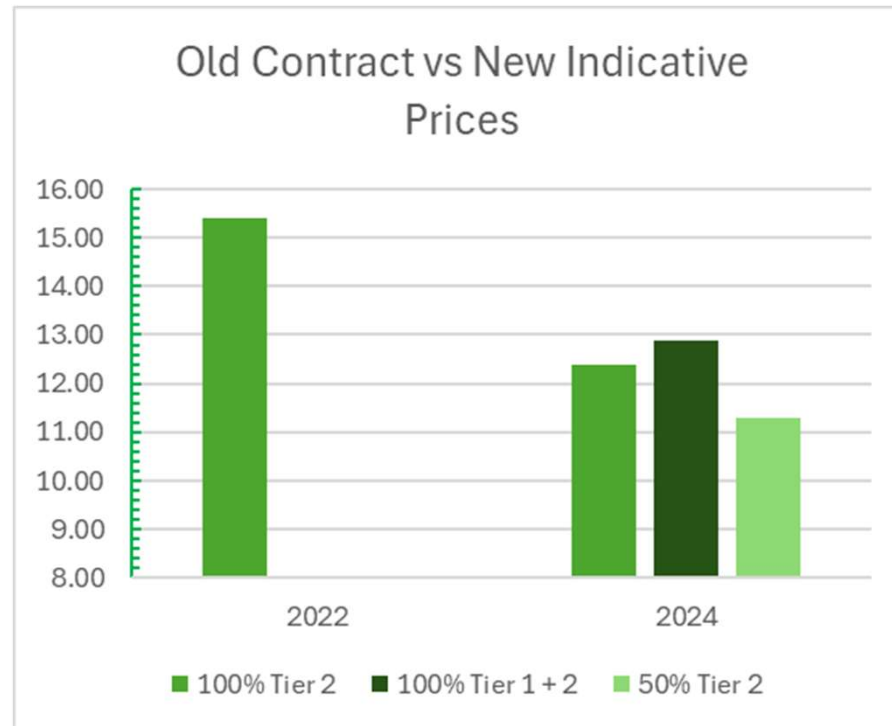
RENEWABLE ENERGY MIX TO DATE & GOING FORWARD



CURRENT INDICATIVES

Based on energy markets today.

Apples-to-apples reduction of roughly 20% in rates.



Getting to 100

Challenge: NYSERDA price known by July, and sale in August, but we are looking to sign the main contract in June. So,

June: Award sign contract for 50% Tier 2

July: NYSERDA announces price; if within target price range, munis who want to go to 100% sign a simple contract amendment changing the default product and price

August: Supplier purchases RECs

Two MOU Options

1. Tier 2 50% Default and 100% Customer Opt Up

The product structure we initially go to bid with and contract for in June will be the structure for the upcoming contract, regardless of Tier 1 & Tier 2 REC availability

2. 100% Renewable Default if Possible

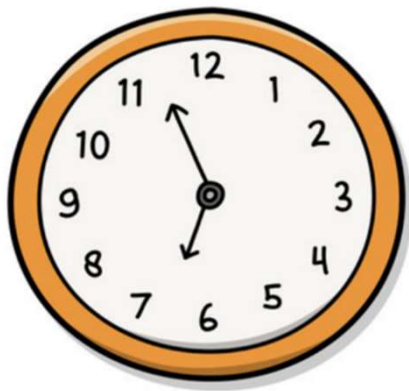
Allows for final decision by the municipality once Tier 1 & Tier 2 product prices are settled the possibility for a default 100% Renewable product is known

REQUESTED ACTIONS & TIMETABLE

Municipalities

Approve/Sign MOU: Throughout June

Sign Contract Post-Award: Late June



Sustainable Westchester (Pre-Contract)

RFP Release: Mid-June

Bid Award: Mid/Late June

Sustainable Westchester (Post-Contract)

Tier 1 Price Determined: July


Tier 1 Auction: Aug 1-15

Final Pricing: Aug 15-17

Public Meetings: End of Aug

Opt-out Period: Early Sept - Early Oct

Customer Enrollments: Starting Nov 1



THANK YOU!

Contact Us

Dan Welsh, Program Director

dan@sustainablewestchester.org

914-242-4725 ext 101

Westchester Power General

westchesterpower@sustainablewestchester.org

More Program Information at:

sustainablewestchester.org/wp/conedterritory

